

PDS-100G/GN/ID

Spectrometric Personal Radiation Detector

Detection, Search, Identification of nuclear material for Homeland Security applications

- Small, rugged, compact, user-friendly
- High sensitivity and fast response time
- Embedded spectra acquisition and identification
- Visual, audio and vibration alarms
- Wireless communication interface

The PDS-100G/ID and PDS-100GN/ID are the most ultimate evolution of the gamma and gamma/neutron radiation detectors offering embedded spectrum acquisition and identification.

These sensitive pocket-sized devices are designed to detect, locate, quantify and identify radioactive sources to discriminate on the spot, Naturally occurring radioactive Material (NORM), main medical isotopes (Medical) against industrial sources or Special Nuclear Materials (SNM). High sensitivity provides better spectra in a shorter time. Isotopes list is displayed and spectra's are memorized to be transmitted.

High sensitivity provides better spectra in a shorter time. Isotopes list is displayed and spectra's are memorized to be transmitted.

PDS-100G/ID and PDS-100GN/ID have been designed specially for First Responders, Law Enforcement, Customs inspectors and for Personnel and Site security in critical infrastructures.

Detection

Detector gamma CsI(Tl) 400 cps per $\mu\text{Sv/h}$ for ^{137}Cs

Detector neutron LiI(Eu) (GN version only)

Gamma dose rate display 0.01 $\mu\text{Sv/h}$ to 100 $\mu\text{Sv/h}$ (1 $\mu\text{R/h}$ to 10 mR/h)

Gamma count rate display: 0 to 99 999 cps

Neutron count rate display: 0.0 to 999 cps

Gamma alarm response time:

Neutron alert response mean time to detect 2.5 n/s/cm² of ^{252}Cf ; 2 secs.

Standard threshold. : 0.5 $\mu\text{Sv/h}$ step, alarm within 1 sec.

Sensitive threshold. :0.05 $\mu\text{Sv/h}$ step, alarm within 3 secs.



Spectrometry and Identification

- Search : 1 second integration time with chirp
- 512 / 1024 channels spectra : 30keV to 1.7 MeV
- Preset time and or counts: resume capability
- Identification by NMD algorithm
- Up to 4 isotopes mixed
- Detect ability grade, unknown or ID unsure indication
- Identification time is typically 1 minute at 1 $\mu\text{Sv/h}$
- Designed to exceed coming ANSI N42-48 SPRD standard

| | |
|------------|---|
| NORM | ^{40}K , ^{226}Ra and daughters, ^{232}Th and daughters |
| Medical | ^{18}F , ^{51}Cr , ^{67}Ga , ^{75}Se , $^{99\text{m}}\text{Tc}$, ^{111}In , ^{123}I , ^{131}I , ^{201}Tl |
| Industrial | ^{22}Na , ^{57}Co , ^{60}Co , ^{133}Ba , ^{137}Cs , ^{152}Eu , ^{192}Ir , ^{241}Am |
| SNM | ^{235}U , ^{238}U , ^{239}Pu |

Functional Features

- Detection; Search; Identification mode
- Source indication alarm and danger alarm
- Visual, audible and silent alarms (vibration, earphone)
- Easy-to-read display (OLED technology)
- Memory of 100 512 ch. spectra and >1000 events
- IRDA and Bluetooth® technology communication

Electrical & Mechanical characteristics

- Power supply: 2x AA batteries (Alkaline or Ni-MH)
- Battery Life time: > 100 hours (with alkaline batteries)
- Dimensions (l x w x h): 123 x 74 x 43 mm
4.84 x 2.91 x 1.69 inches
- Weight: 300 gr / 10.58 oz. with battery

Environmental Characteristics

- Temp Range: -20°C to 50°C (-4°F to 122°F)
- Humidity: 95% at 35°C (95°F)
- EMI, shock, vibration and drop resistant

Accessories

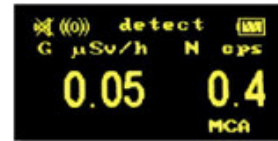
- PDSmass software for remote display, spectra and historic retrieve and parameters settings
- SMI software for spectra analysis and identification replay
- Silicon protection, pouch with belt clip
- External power supply / battery charger
- Tri-band GSM option
- Interface to RS232 or to USB

Model No: 4-0053ID

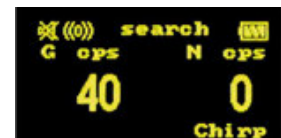
ROTEM INDUSTRIES reserves the right to change specifications without advance notice

ROTEM INDUSTRIES LTD.

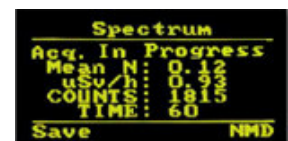
Health Physics Instrumentation Dept.
P.O.Box 9046, Beer Sheva 84190, ISRAEL
Tel. +972-8-6564781, Fax. +972-8-6568005
E-mail. Sales@rotemi.co.il Web: www.rotemi.co.il



Detection Mode



Search Mode



Acquisition in Progress



NMD Result